




# How to make an Icon font using Adobe Illustrator?



Create a new file call it:  
“your-project-name-icon.ai”



Set your canvas to **34 px** by **34 px**



Each icon has its own canvas



Give each canvas a logical name (use English)



Use ‘Save as’



Save as ‘SVG’ & check ‘Use Artboards’




Save your exports in a seperate folder



## Checklist



Don't use lines, only fills



Only use black, no white



No need to use colors

